

VisPore[®] Tree Mats



Seedlings Need Help

Conservation Services, Inc. specializes in establishing hardwood seedlings. After years of experience and hundreds of thousands of seedlings we have learned a few important lessons:

- When you plant a seedling it becomes the most vulnerable root in the area.
- Your success rate improves exponentially when your trees reach 4 feet in height.
- Next to protecting your hardwood tree seedling with a TUBEX treeshelter, controlling grass competition and providing nutrition to the roots is your best assurance of fast, healthy growth.



VisPore[®] Tree Mats are an inexpensive alternative to costly repeated herbicide applications.

Keeps Weeds Out

Measuring three feet by three feet, Vispore[®] provides nine square feet of weed control around the seedling, thereby eliminating the need to spray herbicide for weed control in that area. Weeds and grass under the mat don't make it because Vispore[®] blocks 92% of the sunlight. You can count on Vispore[®] to work for a minimum of five years.

Encourages Faster Growth


No more weeds, no more grass — now the seedling has access to all the nutrients it needs, especially when it's young. The warmer temperatures generated in the soil beneath Vispore[®] creates an ideal environment for the seedling's root growth. This all works to help seedlings grow healthier and faster.

Lets Water Through

With over 400 Micro Funnels per square inch, the Vispore[®] mat allows water to pass through as fast as it rains. During periods of little rain, Vispore[®] traps moisture and protects it from evaporation.

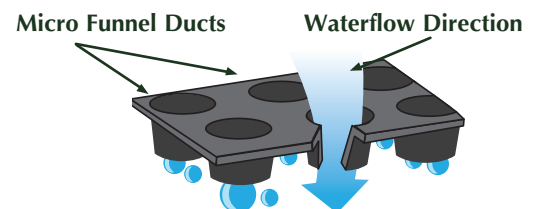
Easy to Install

In most cases, little preparation is needed to install the VisPore[®] Tree Mat. Simply spread the mat, *shiny side up*, over matted grass or bare ground so the tiny funnels are pointing toward the soil. Secure the corners with staples, rocks or other planting site debris.



Why are Micro Funnels important to you?

The patented design of VisPore's[®] one-way micro funnel allows water to travel through the mat to the soil. VisPore[®] traps the moisture and protects it from evaporation caused by sunlight and wind.

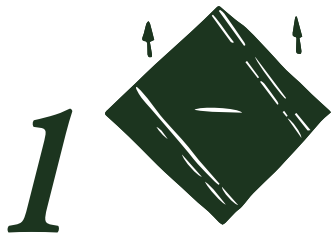


The better you control weeds, the faster your seedlings will grow. Foresters recommend at least 3 years of weed control. VisPore[®] Tree Mats are absolutely unique. These 3' x 3' mats block sunlight, killing weeds for 3 years. No more spraying, no more hoeing.



VisPore[®] Tree Mats


Installing VisPore[®] Tree Mats with Tubex[®] Treeshelters



1 **THE SHINY, SMOOTH SIDE FACES UP.** The rough, dull side faces down.




2 Gently pull the VisPore Tree Mat down over the Tubex Treeshelter, until it lies flat against the ground.



3 Spread the VisPore Tree Mat flat, but not taut. Staple as in #7.

Basic Instructions



VisPore Tree Mats are effective with BOTH hardwood and evergreen seedlings.



2 **THE SHINY, SMOOTH SIDE FACES UP.** The rough, dull side faces down.



3 Clear away woody brush around the seedling. The better contact the VisPore Tree Mat makes with the ground, the better the performance.




4 Carefully guide the opening in the VisPore Tree Mat down over the seedling. Make sure the shiny, smooth side of the VisPore Tree Mat is facing UP.



5 Position the mat so that the seedling is about 1 inch from either end of the opening.




6 Use a sod staple to close off the rest of the opening. Position one leg of the staple on each side of the mat.



7 Spread the VisPore Tree Mat flat, but not taut. Fold each corner over, and insert a staple through two layers of material (for added strength).

VisPore[®]

An American Company



1620 North Delphine Ave., Waynesboro, VA 22980

877-257-4042 | 540-941-0067 | fax 540-941-1929

www.conservationervicesinc.com trees@conservationervicesinc.com